

Beavers



Kix



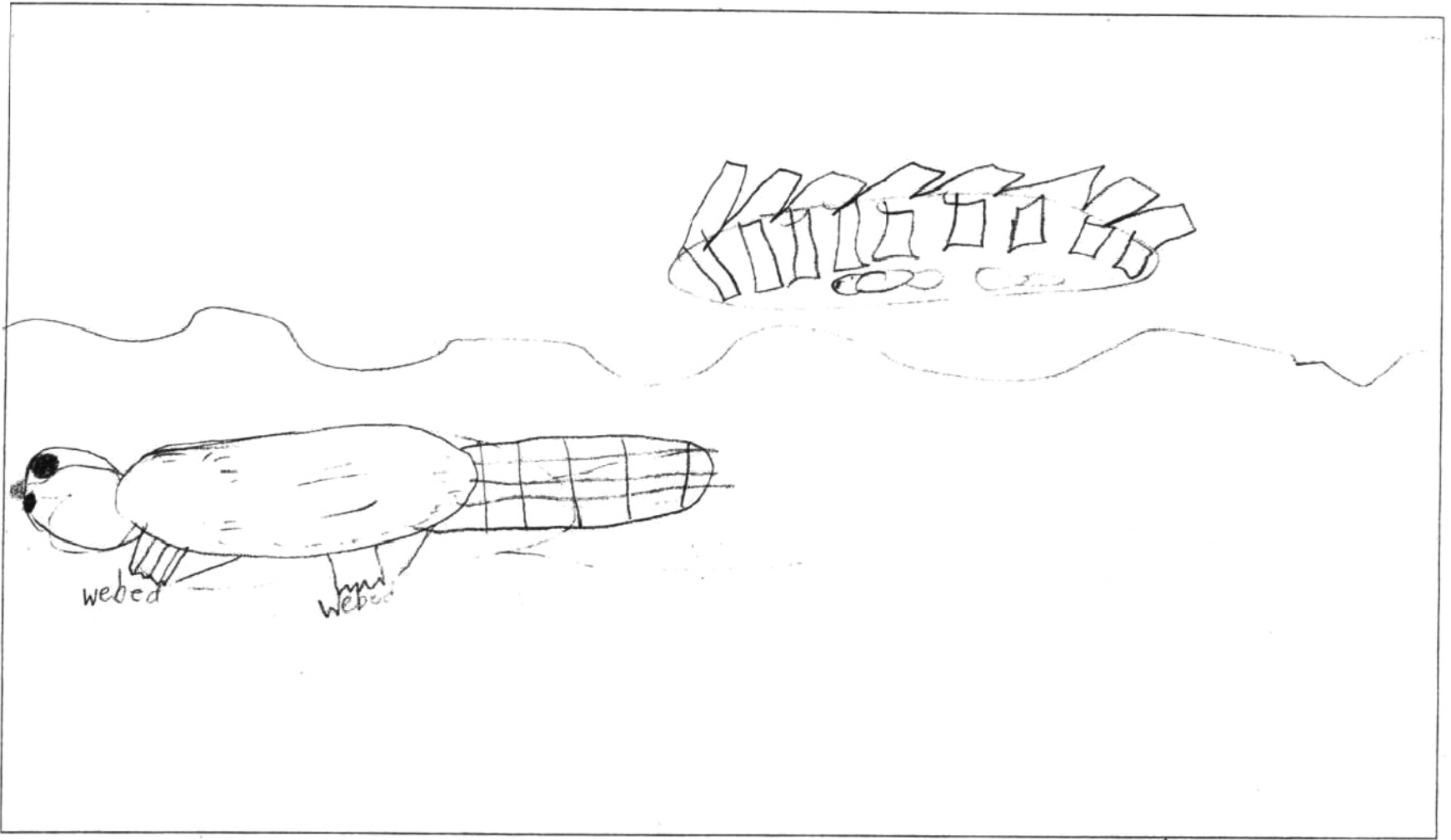
Alt Beaver

Table of Contents

1.	What They Eat	<u>2</u>
2.	How They Build Their Lodge	<u>3</u>
3.	How they Protect Themselves	<u>4</u>
4.	They Stay As One Family.	<u>5</u>
5.	The Kits	<u>6</u>

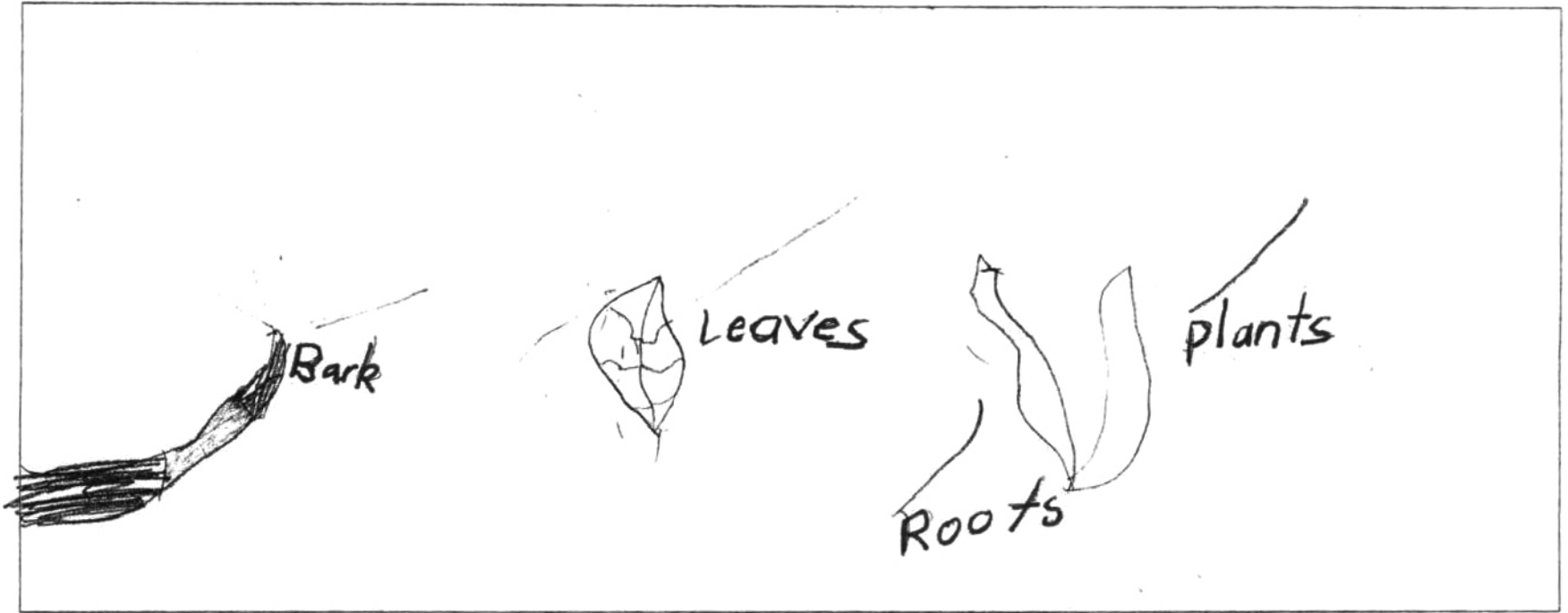
Introduction

1



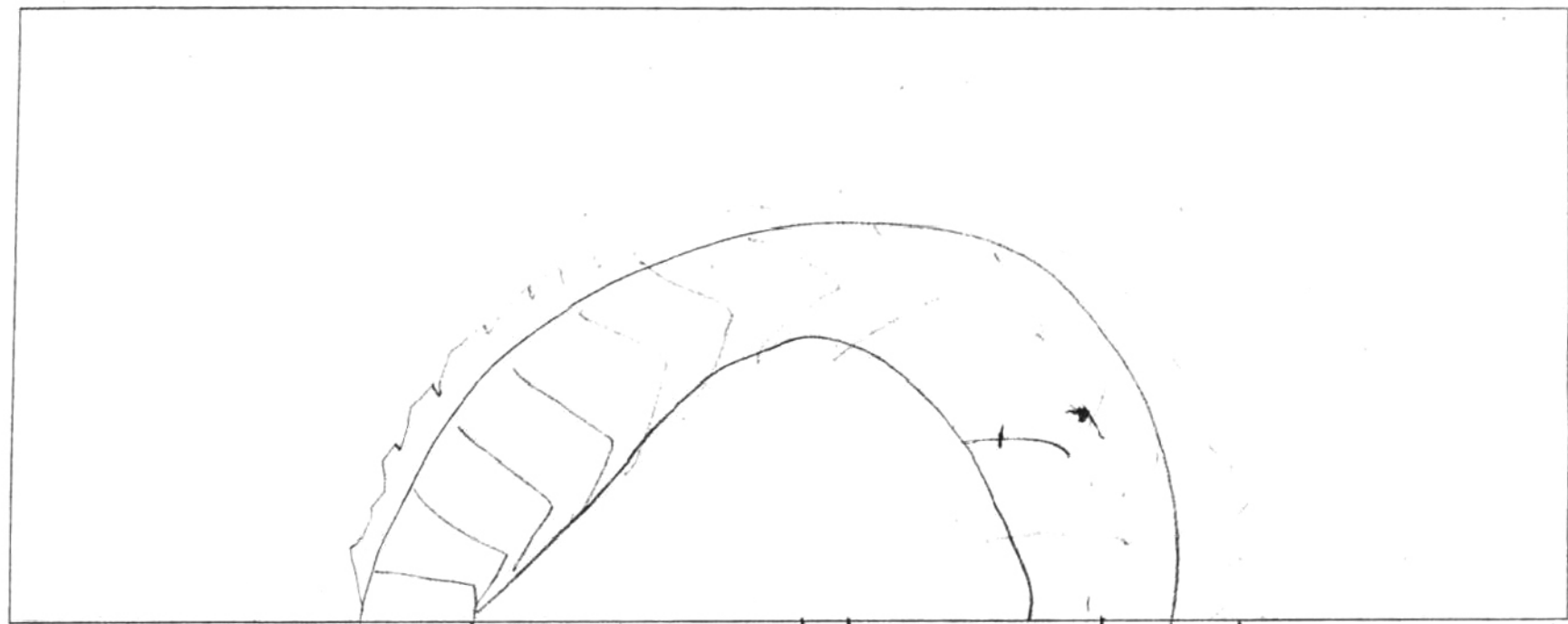
A Beaver is a mammal. A Beaver has webbed feet to help them swim. Beavers eat berries, grass and plants that grow in the water.

What They Eat



Beavers eat bark, plants, leaves and roots. Beavers are herbivores or plant eaters. Beavers put their food under the water.

2. How They Build Their Lodge 3



Beavers build their lodges with sticks, rocks, and dry leaves. Next, the beavers pile branches above the floor to form a dome-shaped roof. They pat mud against the branches to paste them together.

3. How They Protect ⁴Themselves



Beavers protect them when they put their tails in the air and then put it in the water again. Then the beavers are safe from harm. And the beavers did not get eaten.

4. They Stay As One Family 5



Beavers stay as one family
so they protect each other.
If they don't stay as one family they
can get eaten.
That is how they still have each other.

5. The Kits

6



The mom has two or four kits every spring. When the kits are little they stay in a pond. They stay with their mom.

Glossary

Kits - baby beavers

Lodge - the home

Dam - to stop the water

Dome - for the roof.

Buoyant - able to float in water.

GRADE 1: UNIT 4: All-About
Anchor Paper #1: *Beavers*

Rubric Indicators	Commentary This piece of published writing is scored proficient as determined by the Grade 1 All-About rubric and Progress Monitoring Indicators for Grade 1 - 2 nd trimester.	Possible Areas of Focus for Writing Conferences (Choose one or two.)
Content/Organization <ul style="list-style-type: none"> • A report telling all about something (may be related to Social Studies or Science) • Uses nonfiction text features, such as table of contents, chapters, labeled diagrams, pictures, and captions. • “Chapters” give information in an organized way. • Stays focused 	The writing: <ul style="list-style-type: none"> • Tells all about beavers • Stays focused • Uses nonfiction text features: table of contents, chapters, glossary, introduction • Organizes information in chapters 	Adding a diagram of a beaver with labels
Style/Fluency <ul style="list-style-type: none"> • Uses specific information and powerful words • Uses descriptive details • Has pictures that support text 	The writing <ul style="list-style-type: none"> • Has specific information and topic-related words: mammal, webbed feet, herbivores, lodges. Kits • Uses descriptive details: “Beavers build their lodges with sticks, rocks, and dry leaves...They pat mud against the branches to paste them together.” • Has pictures that go with the text but more detail could be added 	Adding more detail and possibly captions to pictures
Language usage <ul style="list-style-type: none"> • Is legible and easy to read • Mistakes do not interfere with meaning 	The writing is readable. It has some mistakes, but they don’t interfere with meaning.	